


# Care & Maintenance Guide



 caesarstone®

5310 Brillianza™

# Everyday Cleaning

Caesarstone® surfaces require very little maintenance to keep them looking like new. For everyday, routine cleaning of Caesarstone® we recommend wiping the surface with warm soapy water (a mild detergent) and a clean damp cloth, or use our convenient Caesarstone® Spray Cleaner. Do not use the cloth you use to wash the dishes, as it may transfer oils and other contaminants to the Caesarstone® surface.

As Caesarstone® is virtually non-porous, it will never require polishing or sealing. Never attempt to polish the surface and avoid prolonged rubbing in one spot when cleaning.

## Caesarstone® Cleaning Products

Caesarstone® has developed a range of specially formulated cleaning products designed to keep your mineral surfaces looking their best.

Caesarstone® Cream Cleanser and Spray Cleaner are available to purchase through our online store.



## Cleaning Reference Guide

Substance	Caesarstone® Cream Cleanser	Caesarstone® Spray Cleaner
Red Wine	✓	✓
Beetroot	✓	✓
Coffee / Tea	✓	✓
Cordial	✓	✓
Spices	✓	
Food Oils		✓
Tougher, More Stubborn Stains	✓	

To remove adhered materials like food, gum and nail polish, first scrape away the excess with a sharp blade. If there are any grey metal marks on the surface, use a small amount of Caesarstone® Cream Cleanser on the light blue sponge side of 3M™ scrubber, gently rub over the mark and thoroughly rinse with warm water to remove it. Household bleach can generally be used as an effective cleaner to remove stubborn marks, but care should be taken as some products are considerably stronger than others.

If you have stubborn marks which still can't be removed, view our online Frequently Asked Questions or contact us on 1300 119 119 for further advice.

## Tough? Yes. Indestructible? No.

As with any surface, Caesarstone® can be permanently damaged by exposure to strong chemicals and solvents that undermine its physical properties. Do not use products that contain trichlorethane or methylene chloride, such as paint removers or stripper. Avoid all contact with highly aggressive cleaning agents like oven cleaners that have high alkaline/pH levels. Should the surface be accidentally exposed to any of these damaging products, rinse immediately with water to neutralize the effect.

## Do Concrete Finish designs require extra maintenance?

Caesarstone® Concrete Finish designs carry the same stain and scratch resistance as our polished surfaces, never require sealing and are simple to clean.

However the Concrete matte finish doesn't disguise marks as well as the polished designs, meaning more regular cleaning may be required using the Caesarstone® Spray Cleaner for daily use and Caesarstone® Cream Cleanser and 3M™ Scotch-Brite™ Non-Scratch Foam Scrub to provide a thorough all over surface clean as per the instructions. Most importantly, thoroughly rinse the Cream Cleanser off after cleaning.

It is extremely important that a Caesarstone® Concrete finish surface is only ever wiped down using a clean cloth solely for that purpose. Don't use a cloth used to wash dishes as it may impart oils and other contaminants on to the concrete finish surface.

## Heat Resistance

Caesarstone® is heat resistant, however like all stone materials; Caesarstone® can be damaged by sudden and rapid surface temperature changes. A good rule of thumb is that if your hand cannot tolerate the level of heat of an item to be placed on the surface for more than a few seconds, then the heat source is too high. Therefore, we always recommend placing hot pots, oven trays and frypans directly from the oven or hot plate onto a wooden chopping board or cork mat. We also recommend that all electrical cooking appliances such as electric frying pans and slow cookers are also placed on a wooden chopping board.



## Food Preparation

We always recommend cutting on an appropriate cutting board and never directly on the Caesarstone® surface to avoid blunting kitchen knives or damaging the surface of your bench top.

## Warranty Registration

Have you registered your Caesarstone® Lifetime Warranty yet? Register online [www.caesarstone.com.au/warranty](http://www.caesarstone.com.au/warranty) to receive a complimentary Caesarstone® Cleaning Kit to help maintain your surface for years to come.



# A VISUAL GUIDE

## The Three Ways to Clean Your Caesarstone® Surface

---



### FOR LIGHT, EVERYDAY CLEANING:

Wipe surface with warm soapy water and a clean, damp cloth



### FOR EVERYDAY MARKS AND SPILLS:

Caesarstone® Spray Cleaner



### FOR REMOVAL OF STUBBORN MARKS AND DRIED SPILLS:

Caesarstone® Cream Cleanser

# CAESARSTONE® SPRAY CLEANER USAGE GUIDE

For everyday marks and spills

---



First, wipe away any residue.



Simply spray and wipe your surface clean.



Once finished, buff with a clean, dry cloth.

# CAESARSTONE® CREAM CLEANSER USAGE GUIDE

## For removal of stubborn marks & dried spills

To give your Caesarstone® surface a thorough clean or for removal of extra stubborn marks or spills, we recommend using Caesarstone® Cream Cleanser and a 3M™ Scotch-Brite™ Non-Scratch Foam Scrub which can be used without damaging the stone. We suggest using this cleaning process regularly depending on the amount of traffic, use and surface application.



1

Drench the 3M™ Foam Scrub with warm water.



2

Apply 1-2 teaspoons of Caesarstone® Cream Cleanser directly to the foam scrub, on the scrubber side.



3

Gently squeeze to create a thick foam lather.



4

Gently clean in a circular motion.



5

Use a flat, open hand.



6

Be cautious not to apply excessive pressure or rub in one spot for too long.



7

Leave the lathered soap mix on the surface for up to two minutes.





Remove all excess suds, rinsing the surface with warm water and a microfibre cloth or soft clean towel.



Rinse and repeat several times to ensure all excess suds are removed.



Once finished, buff with a clean dry cloth.

The 3M™ Scotch-Brite Non-Scratch Foam Scrub can be squeezed & rinsed out, dried and used again for cleaning the Caesarstone® surface.

# FOOD PREPARATION

## Cutting


---



To avoid blunting kitchen knives or damaging your Caesarstone® surface:



Always cut on an appropriate cutting board.



Never cut food directly on your benchtop.



Designed to endure the everyday.


## Lifetime Warranty



Durable



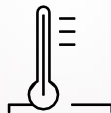
Warranty



Scratch  
Resistance



Stain  
Resistance



Heat  
Resistance



Easy care &  
Maintenance

For design ideas, information and for your nearest showroom, visit us on: [www.caesarstone.com.au](http://www.caesarstone.com.au) or call us on **1300 119 119**.

©Copyright Caesarstone® 2023. Caesarstone® and other Caesarstone® marks are trademarks of Caesarstone® Ltd and they are used under licence by Caesarstone® Australia Pty Ltd.

3M™ & Scotch-Brite™ are all trademarks of 3M Company.

This document supersedes all previous versions and is subject to change without notice.